

# drs

Digital Retinography System



## Fully automated Fundus Camera

image  
gallery

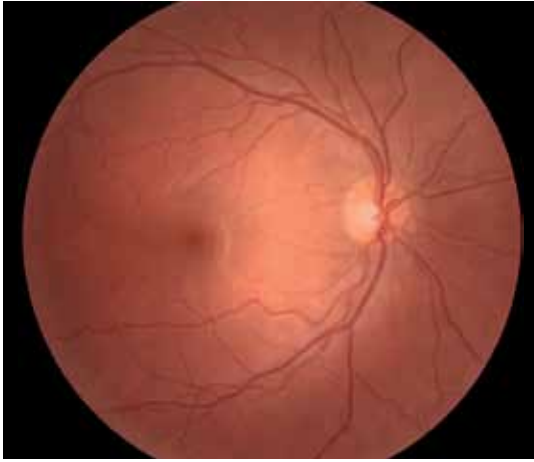


PHOTO OF YOUNG HEALTHY RETINA



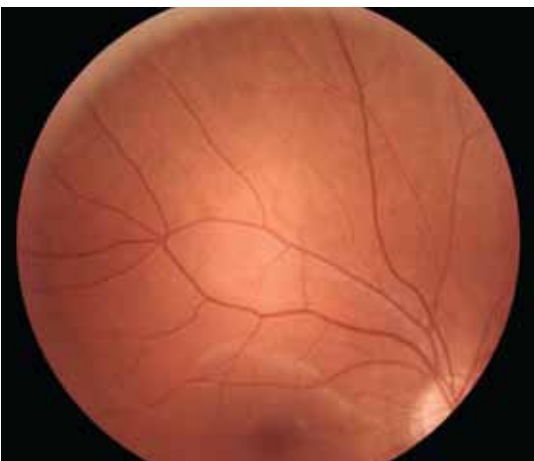
RED-FREE PHOTO OF HEALTHY RETINA



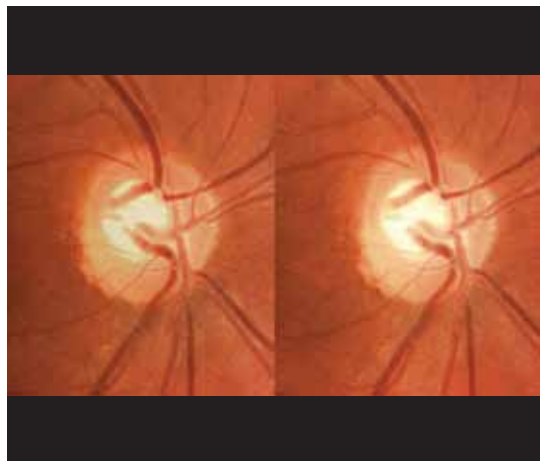
DETAIL OF THE OPTIC DISK



RETINA OF DIABETIC PATIENT



PERIPHERAL FIELDS



STEREO PAIR

Check out our Image Gallery at: [www.centervue.com/image-of-the-month.php](http://www.centervue.com/image-of-the-month.php)

# presenting DRS

DRS is the new frontier of non-mydratic, digital retinal imaging. Thanks to its fully automated operation, DRS requires minimal operator training. Its compact, ergonomic design and low power flash help ensure patient comfort. DRS is conceived to maximize patients flow and it is entirely operated through its intuitive touch-screen interface.

It supports single- or multi- field acquisition protocols, providing seven different, standardized, 45° fields.

DRS senses the patient, self-aligns to the target eye, focuses the retina, adjusts the flash level and captures the image in less than 30 seconds.

## Benefits

- Internet-connected
- Extreme ease of use: patient auto-sensing, auto-alignment, auto-focus, auto flash adjustment, auto-capture
- Compact & clean design
- Short exam time: captures both eyes in 1 min (single field)
- High quality images
- Minimal training required
- No additional PC required
- Touch-screen operation
- View images from any PC or tablet
- Cloud back up available

## Technical Specifications

### Retinal Imaging

- Field of view: 45° x 40°
- Non mydratic operation (4.0 mm minimum pupil size)
- Fixation target: 7 internal LEDs
- Operating distance: 37 mm
- Sensor size: 5 MPixel (2592x1944)
- Sensor resolution: 48 pixels/deg

### Dimensions

- Weight: 19 Kg (42 lbs)
- Size: 58 x 55 x 33 cm (23' x 22' x 13')

### Accessories

- Power cord, spare fuses, dust cover

### Other features

- Patient presence sensor
- Motorized chin-rest
- Automatic alignment using two pupil cameras
- Auto-focus (adjustment range -15D to +15D)
- Auto-flash level adjustment
- Low power flash
- 10.4" touch-screen color display
- Embedded PC (160 GB hard disk)
- Wi-Fi and Ethernet connectivity
- Export to remote folder (for import into EMR)
- Multiple fields acquisition
- Stereo Pair
- External Eye

# the company



**CenterVue** develops highly automated diagnostic systems for the diagnosis and management of visually impairing pathologies. Such pathologies affect large sections of the working and aging population in Western countries and are the primary cause of blindness.

CenterVue was established in 2008 with the support of M31, a European venture incubator with headquarters in Italy and operations in Silicon Valley, CA.

A privately owned company, CenterVue combines the agility of a startup with the solid structure of an established organization: it features in-house research, product development, quality management and regulatory affairs, marketing, sales and post sales assistance.

CenterVue's headquarters are located in Padova, Italy, while the US subsidiary is located in Santa Clara, CA.

Visit [www.centervue.com](http://www.centervue.com) to find out more.



The **Eye Knowledge Network** is Centervue's telemedicine platform.

The Eye Knowledge Network is a cloud-based solution that enables Primary Care Physicians and Eye Care Practitioners to assess their patients' retinal health.

Telemedicine in eye care is an effective and secure solution to help Eye Care Practitioners detect ocular pathologies, such as diabetic retinopathy - a major cause of visual impairment.

Systematic screening for diabetic retinopathy in people with diabetes has been shown to be cost-effective and an essential component of their care. Telemedicine improves access to care and makes large-scale screenings possible. This reduces the risk of blindness.



CENTERVUE S.p.A. - via San Marco 9H, 35129 Padova - Italy  
Ph: +39 049 7396 147 - Fax +39 049 7396 148  
[info@centervue.com](mailto:info@centervue.com)

CENTERVUE Inc. - 4699 Old Ironsides Drive, Suite 400, Santa Clara, CA 95054 - USA  
Ph: +1 408 988 8404 - Fax: +1 408 716 3271  
[infous@centervue.com](mailto:infous@centervue.com)

[www.centervue.com](http://www.centervue.com)